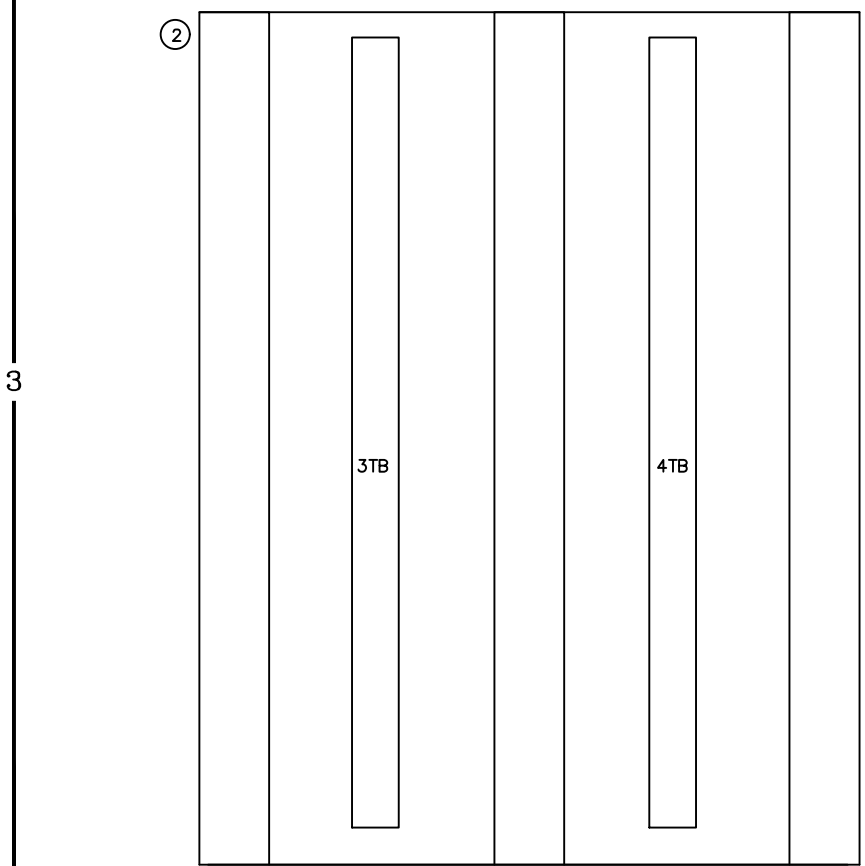
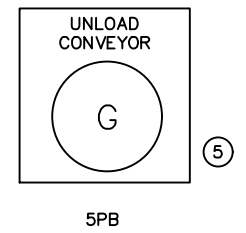
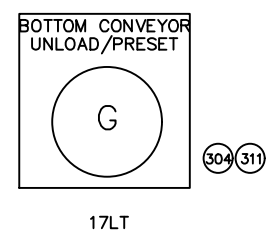
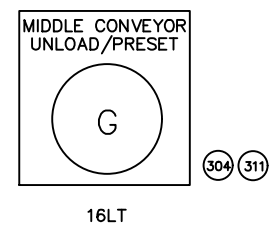
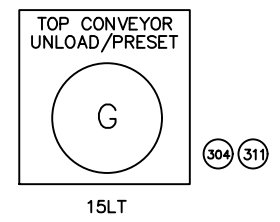
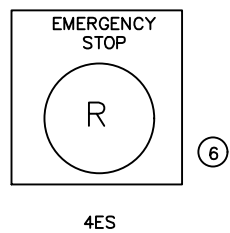


CUT OUT A - 3.88 X 1.80



3TB	4TB
2	61
2	61
2	09006
3	09007
3A	09008
3C	09009
9	09010
10	09011
07013	
07014	16006
07015	16007
11006	16008
16006	
16007	
16008	

- (7)
- (8)
- (9)
- (10)



QTY.	ITEM	DESCRIPTION	UNIT	MANUFACTURER	PART OR DWS. NO.	KEY
3	311	CONTACT BLOCK	LT	A-B	800T-XA	
2	310	END BARRIERS	1TB	A-B	1492-N16	
4	309	END ANCHORS	1TB	A-B	1492-N23	
28	308	TERMINAL BLOCKS	1TB	A-B	1492-CA1	
1	307	DIN RAIL	1TB	A-B	1492-N22	
1	306	E-STOP	1 ES	A-B	800T-FXP16RA1	
1	305	PUSH BUTTON, GREEN	5PB	A-B	800T-A1A	
3	304	PILOT LIGHT, GREEN	LT	A-B	800T-PT16G	
3	303	COUNTER	CTR	RED LION	SCT00600	
1	302	SUB PANEL	ENC	HOFFMAN	A-20P16	
1	301	ENCLOSURE	ENC	HOFFMAN	A-201606LP	
QTY.	ITEM	DESCRIPTION	UNIT	MANUFACTURER	PART OR DWS. NO.	KEY

CL	LOC	NO	CHANGES	BY/DATE	C.N.
REVISION			JK 3-15-93		
REVISION			MT 1-20-93		
DIVISION of GENERAL MOTORS CORPORATION 2401 COLUMBUS AVENUE ANDERSON, INDIANA 46018					
S.B.U.					
PLANT					
DISTRIBUTION					
MODEL NAME			MODEL NO.		
PART NAME			PART NO. 5316		
ALSO USED FOR					
DESCRIPTION INK CURE OVEN					
REFERENCE NO.					
DRAWN BY BUD			DATE 10-5-92		
CHECKED BY			DATE		
ENGINEER BUD			APPROVED		
GRAPHICS FILE					
SHEET NO. 13 OF 13 SCALE					

DWG. NO. 20-5446-4  
OS1

DWG. NO. 10475190B